

# Red Wattle Hog Association

Winter Newsletter 2012

## Elections

First I would like applaud our outgoing board members for their time and dedication to the RWHA. All board positions are voluntary so their hard work is donated to the breed and to the membership. Remember these names because they are truly dedicated to seeing Red Wattles succeed.

Jim Parker, Heritage Farms NW, Dallas, Oregon. Outgoing President  
Larry Sorell, Lazy S. Farm, Glasco, KS. Outgoing Board Member at Large  
Cindy Huggins, Washburn, MO. Outgoing Board Member at Large

## Current Board Members and contact information.

- \* Raymond Lepkowski. President serving a 3 year term with term expiring Nov. 2015. 2885 English Ave. Eaton, NY. 13334 315-825-5218 [roysar@frontiernet.net](mailto:roysar@frontiernet.net)
- \* Jan Black. Vice President serving a 3 year term with term expiring Nov. 2013. 1071 Old Hwy. 18 Stewart, TN. 37175 931-232-4771 [Tnfarmers01@gmail.com](mailto:Tnfarmers01@gmail.com)
- \* Kathy Bottorff. Secretary/Treasurer serving a 3 year term with term expiring Nov. 2014. 41 Jones Rd. Horse Cave, KY 42749. 270-565-3815 [redwattles@hotmail.com](mailto:redwattles@hotmail.com)
- \* Dot Parker Jordan. Board Member at Large with term expiring Nov. 2013 308 Knoll Ct. Apt. E Crawfordsville, IN 47933 812-360-7765 [kissmygrassfarm@hotmail.com](mailto:kissmygrassfarm@hotmail.com)
- \* Theresa Schieffelbein. Board Member at Large with term expiring Nov. 2013. 24960 County 5, Wykoff, MN 55990 507-259-9383 [hindsightheritagefarm@hotmail.com](mailto:hindsightheritagefarm@hotmail.com)

Not to be overlooked are also two members who were willing to dedicate their time to the success of Red Wattles and the RWHA. I know they will continue to be a positive force leading Red Wattles into the future. They are: Charles Smith, Houston TX. and Jenifer Kraus of Hays, KS.

Winners of our prize drawing are Arlie Campbell of Westover, WV. Free 2013 membership. Carlos and Josephine Miranda of Stony Point, NC. and Michael Pierce of Potosi, MO both winners of their choice of personalized business cards, notepads or stationary. Congratulations to all!



## **Regulations and descriptions for Recovery Hogs**

Recovery hogs can be any age. They can have an extensive history but must become a recovery hog because immediate ancestors were not registered. Or they can have very little history because they have been discovered and appear to exhibit all the characteristics and qualities the RWHA looks for in a registered red wattle hog. In order to register a recovery hog a recovery application must be completed and accompanied by 4 pictures of the hogs showing all sides and submitted to the board for approval. If approved the hog will then become registered with a number showing R1. Our R1 submissions will come to an end on Jan. 01, 2013 and no new R1 submissions will be accepted. Offspring from an R1 hog that exhibit true red wattle characteristics and qualities can be submitted using those same guidelines and if approved by the board they will be registered as R2. Offspring from R2 that exhibit acceptable red wattle qualities can be registered as anyone would normally register their hogs. R2 hogs presented before the board MUST exhibit all the qualities required for normal registration. This is done because R2 offspring does not come before a review panel and is based only the honesty and integrity of the breeder. The RWHA must ensure to the best of their ability that only those red wattles showing the required characteristics and qualities are in the registered breeding world. The R2 submissions/registrations will continue however will eventually come to an end on its own through time. (You must have an R1 in order to produce an R2 and there will be no more R1 approvals). In the early years when the Red Wattle population was very low it was felt necessary to bring or add recovery hogs to our numbers. Through time our membership has done an outstanding job in increasing the numbers and producing great red wattles. The recovery program served us well at the time but is no longer necessary.

## **Regulations and descriptions for Breed-up Hogs**

This is a lengthy, time consuming program that requires good record keeping. Anyone attempting this program should consider that it will take years and generations of hogs to complete, however it's a very worthwhile program and has produced outstanding red wattles to add to the population. No new applications will be accepted after Jan. 01, 2013 for the breed-up program. Those already participating in the program will be allowed to continue and complete. Again, due to the population of red wattles it is felt this program is no longer necessary.

**All generations from beginning to end MUST use a registered Red Wattle boar.** No exceptions.

The first breeding cycle *gilt or sow* can be any breed of hog for example, GOS, Hamp, Landrace, Tamworth to name only a few. This female will be labeled the GRADE hog. When you see the registration the number will be preceded by a "G". Example G0001.

Female offspring from this mating can then be mated with a registered red wattle boar for the second generation. Those offspring will be given a percentage number because they are a percentage red wattle. The number could look like this: 1234.50

Female offspring from the second mating are then again mated with a registered red wattle boar for the third generation and given a higher percentage number. Example: 0002.75

This breeding standard will continue for generations until the percentage number reaches 96.88 which is usually 6 generations from beginning to end. At this point the offspring MUST meet all required guidelines for red wattles and the breeder will submit pictures of the offspring to the review board for their approval. If approved, all successive offspring can go through the normal or regular registration process.

If you see R1, R2, or a breed-up number with a percentage please don't always discount these hogs for your program. Do your homework, investigate, study. Know up front what you are getting into and feel comfortable with your decision and your ability to continue. Some of these hogs are outstanding examples of Red Wattles and can enhance your herd in the future.

Many of our members ask why there are blank spots on registrations when they review certain pedigrees. Now you know that the recovery program can be one reason why, when no long term history can be obtained but the hog exhibits all the qualities the association looks for and has been approved. Many years ago when our association first began some hogs were given the designation of numbers like 0001-U. If you look these up you'll also see there is no history. I can't find any records or notes as to why they were recorded this way, so I can only assume. Would "U" designate unknown as in unknown history? There aren't very many of these hogs and their offspring are listed as recovery hogs so I am assuming this was possibly the beginning of the recovery program.



Please remember to report any breeding hog that is no longer in production for any reason be it age, health, or death. This is an important step in order for the RWHA to keep our population numbers as accurate as possible. You can report to me at [redwattles@hotmail.com](mailto:redwattles@hotmail.com), or any of your board members. The hog will be recorded as out of production but will not be removed from the registry. It is important that their information stay on the registry.



Many members have asked about contact information for our registration department. This information has been withheld because the only job this department does is record and send out registrations and transfers. This department runs the RWHA computer program and can't answer your questions, or give you advice or guidance. For any additional help anyone may need, please contact any of your board members, and you can also refer to our website.



The RWHA membership is valid from January to January each year. We begin accepting annual memberships and membership renewals after Nov. 1. Per our association By-Laws there is a 30 day grace period starting Jan. 01 for memberships to continue. After that date all memberships will be cancelled unless you have renewed or are newly joined. Please keep this in mind because it can greatly affect you. Per our guidelines, you must be a current member in order to sell a registered Red Wattle. Anyone can join or renew at any time but if you plan to sell registered make sure your membership is up to date. If you sell as registered without being a member you alone will be dealing with your buyers. The RWHA will not become involved. All requests for registrations will be denied and returned to the sender.

*I'm not trying to mean or cruel by deleting memberships after Jan. 31 for those that have not renewed. I have to do this in order to keep our records straight. Membership effects you when you have red wattles to sell as registered. You also won't be on our mailing list to keep up with news and updates. We understand these difficult financial times for everyone and we also understand people forget. If it's easier for you to wait that's ok. I just feel it's necessary to let everyone know why memberships have to be cancelled and how it can affect you.*



Please use our website! It's full of information for you and we have plans to make it even better. Send in your suggestions too. If your suggestion would be helpful for you, chances are it'll be helpful to lots of others. Use our forum. I get calls from people that want to post or want to contact some of you for your stock so I know people look at it. If you don't know how just let me or your other board members help you. It's there to help you but it's a waste of space if you don't use it. Use our breed standards and card grading system to help you determine good breeding stock to register. It's there to help guide you to having great Red Wattles and developing the good reputation we all want.

In comparison to many other organizations and associations we are infants. We are constantly striving to be better. Better means the success of Red Wattles and also your success as a member and breeder. We can't do it alone. We all must work together. The RWHA doesn't have many regulations or guidelines, but we must all abide by those we have in order to achieve success.

- 1.) Become a member of the RWHA. It's up to you if you choose to participate in the association but membership is still a requirement.
- 2.) Red Wattles are Red. They come in all shades of red from strawberry blond to almost black but they are still red. All over. No spots, (except small ones on the belly), no stripes, no other colors.
- 3.) It is required that all Red Wattles considered for registration MUST have a minimum of 12 symmetrical or evenly spaced teats that appear they would function normally for nursing. This is also a requirement for boars although it's understood boars do not nurse. Please don't bring out a ruler. Use your common sense and best judgment. Although it's a fairly common occurrence, teats on thighs are not counted.
- 4.) Some type of identification is required by ear notch, tattoo, or tags.
- 5.) Red Wattle wattles must be in the lower inside corner of the jowl area and appear to be well attached. They are normally kidney or thumb shaped and can be slightly short or slightly long. They should be long enough to dangle or swing, but not long enough to touch the ground or be struck by the front legs as they normally walk. Red Wattles are born with wattles. They do not grow later. The wattles should be symmetrical. Not one long, one short, one fat, one skinny.

That's actually all the requirements believe it or not, but here are a few other things to consider.

- \* Red Wattle faces can have a slight slope or be straight to the snout, but not severely dish shaped. Some noses or snouts are short and some are longer.
- \* Ears change so much as they grow. By 6 months of age the ear should be coming over the eye and lose their floppiness. They should be firm to the touch, not hard, and they should have full control of the ears by the ability to move them up and down and slightly to the side. Adult Red Wattle ears do not flop unless they are running and they do not stick straight up from the head.
- \* Red Wattles normally have an arch to their backs and their belly lines are straight.
- \* Red Wattles are normally docile and gentle by nature.
- \* Red Wattles can have small dark spots, freckles or whatever you want to call them only on their bellies. Never any larger than around nickel size. This is important to remember because they do show up from time to time, mostly on bellies but sometimes on other areas. No other area is acceptable except the belly. This is thought to be a throw-back to old genes.

No red wattle of any age should be registered with dark spots other than the belly, but at the same time no red wattle should be culled only because of the small dark spots on the belly. Small, no larger than a nickel, belly. Acceptable.

This is certainly not all you should be looking for especially if you plan on registration and it takes practice to notice some things which is why it's a good rule of thumb to let the little guys or gals grow for a while before you make a decision.

Other requirements are what anyone would see for any other breed. Many of those are listed in our breed standard and card grading systems and should be studied so you are comfortable in your judgment.

Our registrations are based on honor and integrity. Pictures, DNA or any other means are not required.

By striving to learn and to breed Red Wattles with all the characteristics of this great hog you are helping propagate the breed in a responsible way and you're also developing a good reputation as a breeder.



We still need pictures. Our goal is to put a tab on our website with pictures of specific areas of the body. Ears, nose, face, tail, back, bellies, teats, wattles, legs, chest, so we need close-ups and we need all ages. We want to use this as a teaching tool. It'll be helpful for everyone so we're hoping for lots of participation. We want the good, bad, and ugly. Show off what you're proud of, and also show the clunkers. We all get them from time to time even if we won't admit it. No names will ever be known so come on, help us all and get that camera out. Shoot, I'll go first. The little barrow in the last newsletter with the cupped ears was mine. He tastes great. I never knew about cupped ears and it was a learning experience for us. We watch closely for it now. We never had one before and there's none since but we know clunkers happen, not only to us but to you too. We're not ashamed of it and we don't hide it. It hasn't hurt our business in the least. We hope to use it to teach others. You have to have some fine and dandy looking specimens too so why not show off and help everyone else?



We need your help. We want to remind everyone to please go to our website and check the registered hogs listed under your name. Go to [redwattleproject.org](http://redwattleproject.org) Click on animals list, type your name in breeder list. All your hogs will show. Review the hog's names and the owners for errors. Recently there have been hogs sold as feeders and the buyers are obtaining registration forms from our website and trying to register them. This is not an "Oh well" situation. These hogs were culled as feeders for a reason. They did not meet registration guidelines meaning unsatisfactory hogs will be entered into the breeding pool. And to take it further, your name will be attached to the pedigree and that unsatisfactory history will follow you. Your reputation is important. The survival of great Red Wattles is important. Do your part in protecting both. If you find an error or anything questionable please let your board know.



Much emphasis has been placed lately on COI's. Isn't that new button on our website terrific? While COI's are an important factor they should not be the only one. Please also look at the piglet or hog. Is it's conformity to the breed correct? Great COI's could still mean horrible ears, wattles, legs or whatever. You should also think about what you need or want to improve. Do your hogs need help in the ears or wattles for example? Look for a breeding hog that has great ears or wattles. Many old-timers with years of experience will tell you they never knew what COI was. You must consider the whole package. It's a constant to maintain or improve your herd. Don't zero in on one particular thing.

## Watering Systems



By: Dot Parker Jordan



Over the last few years we have tried all kinds of watering set ups. Some of them worked and some of them didn't.

Lessons we have learned when setting up waterers and feeders:

- #1 Hogs are hard on things so build it good and solid.
- #2 A drip will become a wallow in a very short time.
- #3 If it isn't anchored securely the hogs will push it all over the field.
- #4 Don't underestimate your hogs. They are smart and will figure out a way to let the water out if there possibly is one.

So let's look at the options.

Troughs		In this set up the hogs have access at the bottom. The problem is smaller pigs may lie in the water to cool off. This makes cleaning regularly a necessity.
Nipples		According to research studies as many as 15 piglets can drink from one nipple. We like more of a 4-6 pig: nipple ratio. These are fairly inexpensive between \$3.50 and \$8.00 each. They are easy to install even for the plumbing challenged. (That would be me.) We often install these into recycled food grade 50 gallon barrels to water the weaner pigs. Nipples come in both high & low pressure models, be sure you get the right one for you water source. Note: we've had several piglets that have figured out how to hold the nipple so all the water runs out. We find we need to move the barrels from time to time so the pigs don't undermine it and cause it to topple over.

Cups		<p>Cup waterers require the pig to push on the pressure panel to release the water. They come in both low pressure models suitable to mounting on a barrel and high pressure models that can be plumbed directly to your pressurized water source. Brian is trialing the cup set up at Full Circle Agriculture Student Farm at Purdue University. He says so far he likes the cup because the pigs can't really play with it and waste water and their water is cleaner.</p>
Automatic water "troughs"	<p><b>QUICK SPECS</b> PLACE MOUSE HERE</p>  <p>HG2 16259      HG4 16260</p>	<p>These are the Cadillac of hog waterers. We haven't tried these yet due to cost, but I would like to. They can be fitted with an optional water heater. One of my least favorite jobs in the winter is breaking ice and cleaning the hog waterers. The waterers pictured are by Ritchie waterers. There are other brands. Look for tough construction, ease of installation and a good anchoring system.</p>

And for you DIY folks, here is a sampling of what I found on line:

From Claw Hammer Farm's Blog:



Way to up cycle! I think our RW's would need a bigger tire. They would push this one all over the field. To read more about how they built it go to their blog: <http://www.tbafarms.com/2010/09/water-water-here-or-there-but-not-both.html> I'm thinking you could mount 4 nipples in a tire so they all face out.





If you are handy with PVC pipe and creative with fittings you could build this PVC pipe waterer like folks use for their show pigs at the fair, then plumb the top to your water source so it stays full all the time.

Or you could go low tech. We have used 55 gallon plastic barrels cut in 2 length wise and fitted with a float then plumbed to the hose or a couple of barrels set on a platform outside the pasture. In the barn we have used barrels cut down to about 12 inches. My grandfather used water troughs he built out of cement.

If anyone has created a great waterer please be sure to post pics on the RWHA Facebook page:

<https://www.facebook.com/#!/groups/163024997085878/>



---

I've had many replies to the subjects that were put out there for our membership to think about. So far the majority feels that we should have a minimum age requirement for registration and it should be no younger than 2 months. Many of our membership would like to see it even older for the protection of the breed and great breeding stock, but they recognize the difficulty that would impose on some breeders. This time frame at least allows the young ones time to grow and develop so the breeder can begin to see the qualities and without causing financial difficulties to the breeder. The majority of replies also feels we should set a minimum age for recovery hog submissions because they are recovery and need time to show true traits.

Most of the membership feels we can and should do better in our selection of breed stock and the breed has been harmed by too many undesirable breeding hogs in the pool. While everyone agrees we need to do better, they are at a loss as how to accomplish this. Most are in favor of some type of infractions being implemented with warning letters prior to revoking membership. Infractions should be defined and placed in our By-Laws. Of most concern are: 1.) the pig mills, called so because nearly entire litters are sold one or two at a time without regard to the breed standard. 2.) Accidental or intentional cross breeding and selling as registered into the breeding pool. 3.) Sellers not fully informing buyers of lineage, not providing documentation, and sellers not sending in registration requests. This topic will continue to be discussed by your Board.



Everyone is in favor of regional meetings and feel they will help greatly. Theresa Schieffelbein has been hard at work and brainstorming on how to make these happen. She can use your help. Volunteer time, give suggestions, help set up meetings, anything you can come up with. Please get with her and work together.

Due to an overwhelming response for PayPal the board will be looking into this option for those who want to use it. Payment by mail will still be offered for anyone who would rather work that way.

The Board will also be looking into the possibility of linking Red Wattle Facebook to our website. Everyone feels this could be a positive avenue to share information and make it easier for breeders to stay in touch.

While adding your farm initials or "tags" is not mandatory it's a suggestion that could possibly help you in your breeding and marketing. Your line could be easily spotted by having those initials preceding the hog's name. It's something for you to consider. Most of our membership uses this method, but we have a few that don't have farm names or "tags" or they choose not to use them. We had a mixed reaction to this suggestion.

This is normally where I would put in something historical. I received the latest edition of the ALBC newsletter that has a couple of great articles that I want to pass along. They are quite lengthy so I would rather pass them along at another time soon. One is about the extinction of old breeds and another is about the reasons for culling, how and why. That article in particular explains how to use the card grading system in order to progress your herd to the most desirable. It's a great learning tool and I would like everyone to have the opportunity to read it.

Prentice      **One of the old timers.**      **From Robert Prentice herd**



Note the color, wattle placement and size, arch to the back, strong straight legs, straight underlines, ears over eyes. Red Wattles are a diverse breed.      Not sure of his age.